

REPORTING HEBDOMADAIRE

DATE DE REPORTING **21/06/2017**

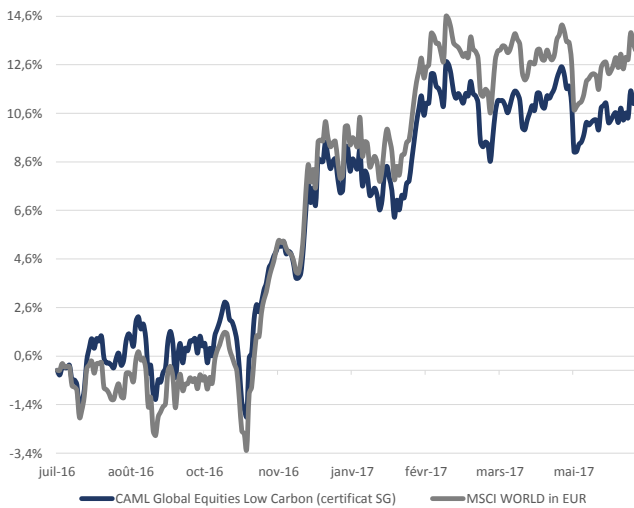
CAML Global Equities Low Carbon

Document réservé aux clients professionnels au sens de la directive MIF

Nom	Lancement	Emetteur	Type	Nombre de titres	Semaine	1 mois	3 mois	Lancement certificat
CAML Global Equities Low Carbon (certificat SG)	20/07/2016	SGCIB	Certificat	190	0,64%	1,56%	1,47%	20/07/2016
MSCI WORLD in EUR	31/12/1998	MSCI	Indice	+1600	0,69%	1,97%	1,58%	13,18%

Sources : Bloomberg, MSCI, am League, Cedrus Am

PERFORMANCES CUMULEES DEPUIS LE 20/07/16



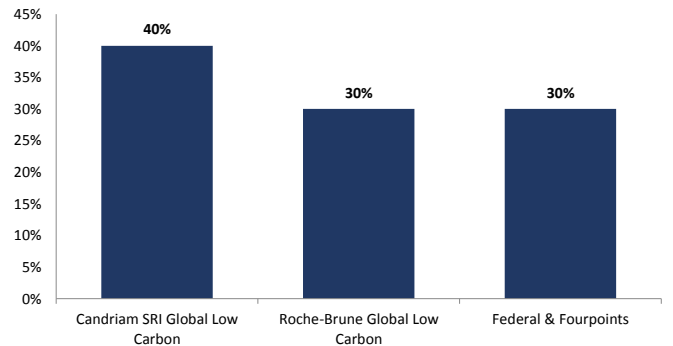
Sources : Bloomberg, MSCI, am League, Cedrus Am

INDICATEURS DE RISQUES

	Depuis l'origine	
	Volatilité	Max DD
CAML Global Equities Low Carbon	9,19%	-4,58%
MSCI WORLD in EUR	9,26%	-4,74%

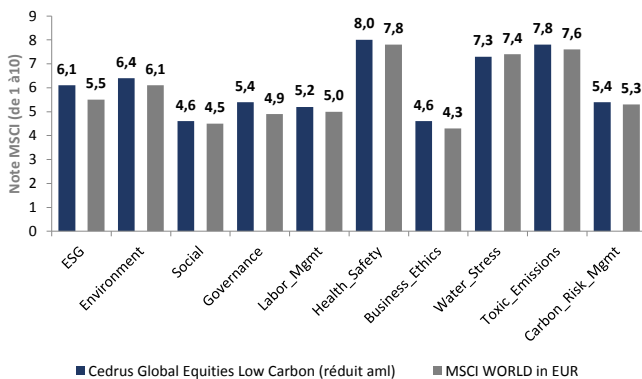
Sources : Bloomberg, MSCI, am League, Cedrus Am

COMPOSITION AU DERNIER REBALANCEMENT



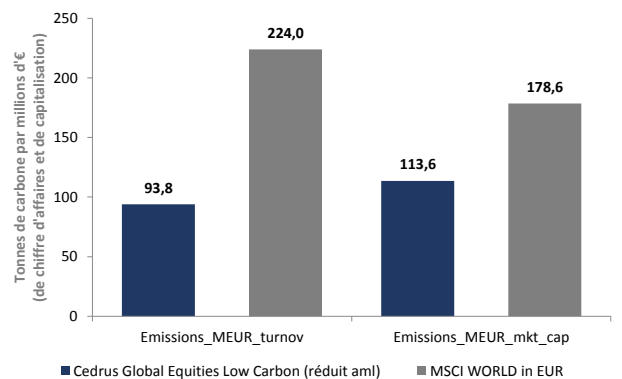
Sources : Bloomberg, MSCI, am League, Cedrus Am

INDICATEURS MSCI ESG



Sources : Bloomberg, MSCI, am League, Cedrus Am

EMISSIONS EN TONNES DE CARBONE



Sources : Bloomberg, MSCI, am League, Cedrus Am

CAML Global Equities Low Carbon / POSITIONS : TOP 40

ISIN	NOM	DEVISE	POIDS
US02079K3059	ALPHABET A	USD	1,56%
CH0012032048	ROCHE HLDG P	CHF	1,47%
US0231351067	Amazon.com Inc.	USD	1,27%
US9182041080	VF Corp.	USD	1,20%
FR0000120628	AXA	EUR	1,13%
US31428X1063	FedEx Corp.	USD	1,10%
US1729674242	Citigroup Inc.	USD	1,05%
AN8068571086	Schlumberger Ltd.	USD	1,02%
US1941621039	Colgate-Palmolive Co.	USD	0,97%
FR0000124141	VEOLIA ENVIRONNEMENT	EUR	0,96%
FR0000051732	ATOS	EUR	0,94%
US8835561023	Thermo Fisher Scientific Inc.	USD	0,92%
US2310211063	Cummins Inc.	USD	0,87%
US1773761002	Citrix Systems Inc.	USD	0,86%
US68389X1054	Oracle Corp.	USD	0,85%
US28176E1082	Edwards Lifesciences Corp.	USD	0,84%
US7739031091	Rockwell Automation Corp.	USD	0,82%
US78409V1044	S&P GLOBAL	USD	0,81%
GB00B24CGK77	RECKITT BENCKISER GRP	GBP	0,79%
US7611521078	ResMed Inc.	USD	0,78%
US92826C8394	VISA Inc. Cl A	USD	0,74%
DE0005439004	CONTINENTAL	EUR	0,74%
US5218652049	LEAR	USD	0,73%
SE0000103814	ELECTROLUX B	SEK	0,72%
US8545021011	Stanley Black & Decker Inc.	USD	0,71%
US6092071058	MONDELEZ	USD	0,70%
US9621661043	Weyerhaeuser Co.	USD	0,69%
US6819191064	Omnicom Group Inc.	USD	0,69%
US7565771026	Red Hat Inc.	USD	0,69%
GB0030913577	BT GRP	GBP	0,67%
FR0000131104	BNP PARIBAS	EUR	0,67%
US81762P1021	SERVICENOW	USD	0,66%
US8725901040	T-Mobile US Inc	USD	0,66%
US0258161092	American Express Co.	USD	0,66%
US03662Q1058	Ansys Inc.	USD	0,65%
US15135B1017	CENTENE	USD	0,64%
NO0010063308	TELENOR	NOK	0,64%
US1273871087	CADENCE DESIGN SYS.	USD	0,64%
US02079K1079	ALPHABET CLASS C	USD	0,63%
US2546871060	Walt Disney Co.	USD	0,62%

Sources : Bloomberg, MSCI, am League, Cedrus Am